




Expanding Integrated Assessment Modelling:
Comprehensive and Comprehensible Science
for Sustainable, Co-Created Climate Action



IAM COMPACT Modelling Seminars

Model Presentation: ATOM & DREEM (TEEM suite)

Technoeconomics of Energy Systems Laboratory
(TEESlab)

University of Piraeus Research Centre (UPRC)



The IAM COMPACT project has received funding from the European Union's Horizon Europe Research and Innovation Programme under grant agreement No 101056306.

www.iam-compact.eu



Allow users to perform **participatory simulations** aiming to provide answers to many “**what if**” scenarios.



Models that can be coupled (i.e., **soft-** and/ or **hard-linked**) to provide answers to **complex** scientific/research questions.






Electricity & Building sectors

Correlating technology adoption with its **value** to consumers

Expected effectiveness of technology adoption under **policy schemes** of interest

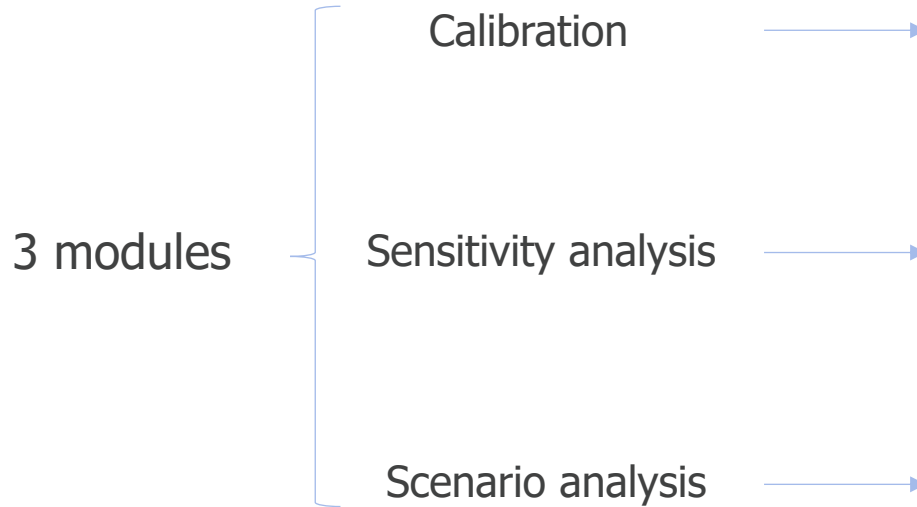


© No2ndPrize Ltd 2016

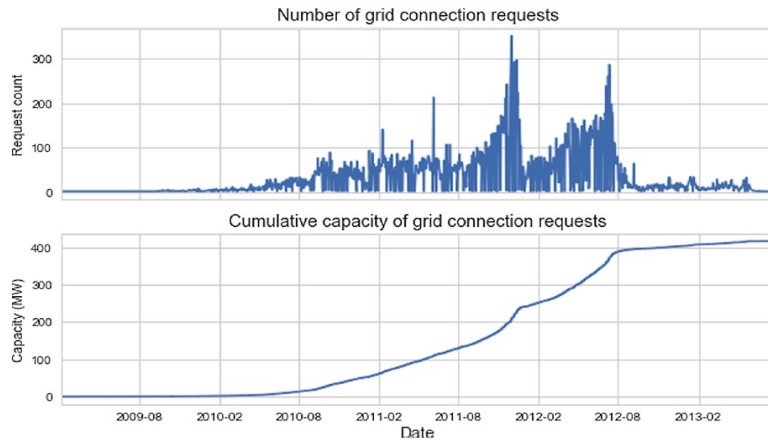
Quantifying uncertainties related to **consumers'** decision-making process
(i.e., **behavioral uncertainty**)



The IAM COMPACT project has received funding from the European Union's Horizon Europe Research and Innovation Programme under grant agreement No 101056306.

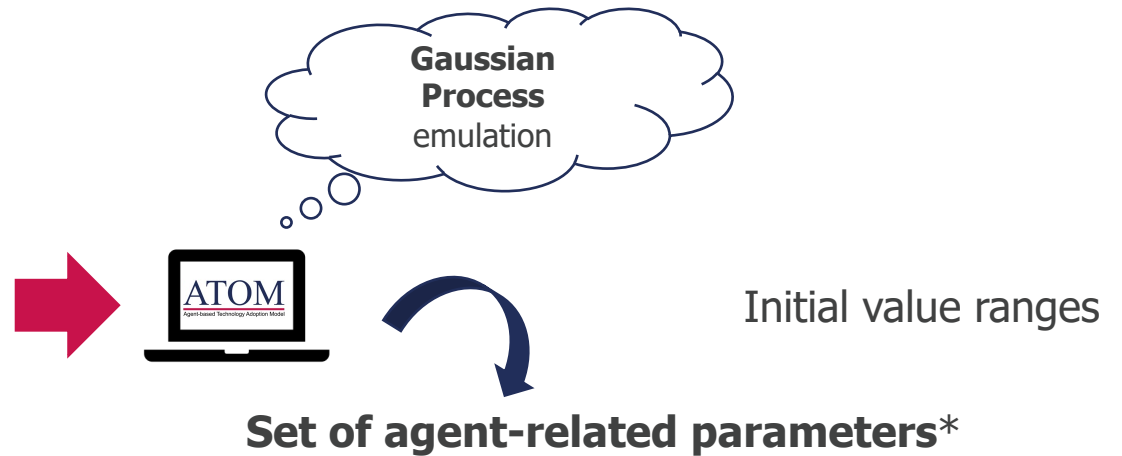


Historical data on PV capacity addition



Feed-in-Tariffs scheme in Greece (2009-2013)

*Inclusion of different **socioeconomic & demographic profiles** (e.g., income, education level, consumption profiles, etc.)





Set of agent-related parameters

Initial value ranges

Final value ranges

- 1-step **Global Sensitivity Analysis** (Sobol method)
- **Monte-Carlo** simulations
- **Historical matching** method



ID	Parameter	Description	Final ranges	
			Min	Max
1.	Social beliefs	The slope parameter of the global distribution that assigns μ^i to each agent in the world	18.1	192
2.	Social learning	The slope parameter of the global distribution that assigns μ^i to each agent in the world	10	40
3.	Social learning	The slope parameter of the global distribution that assigns μ^i to each agent in the world	10	40
4.	Social learning	The slope parameter of the global distribution that assigns μ^i to each agent in the world	10	40
5.	Resistance toward PV investments	The slope parameter of the global distribution that assigns the weight of the probability to each agent's resistance	0.0	1
6.	Resistance toward PV investments	The slope parameter of the global distribution that assigns the weight of the probability to each agent's resistance	0.0	1
7.	Resistance toward PV investments	The slope parameter of the global distribution that assigns the weight of the installed base to each agent's resistance	0.0	0.7
8.	Probability of investing	The slope parameter of the global distribution that assigns the weight of the installed base to each agent's resistance	0.0	10.04
9.	Probability of investing	The slope parameter of the global distribution that assigns each agent's threshold value for their resistance parameter	11.6	104.8
10.	Probability of investing	The slope parameter of the global distribution that assigns each agent's threshold value for their resistance parameter	5	14.7
11.	Inertia to invest	The slope parameter that logs constant during collection	0.05	

Hybrid variance-based sensitivity analysis



The IAM COMPACT project has received funding from the European Union's Horizon Europe Research and Innovation Programme under grant agreement No 101056306.

Set of agent-related parameters

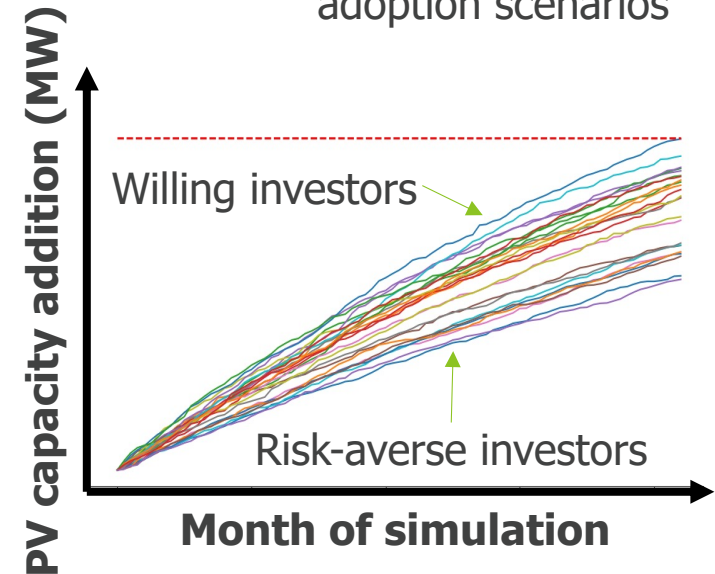


Final value ranges


New small-scale PV capacity addition

different **realistic behavioral profiles** of agents (consumers)

adoption scenarios



Market Parameters



Poli(e.g., Net-Metering, Self-Consumption, etc.)
cy schemes





Diffusion scenarios of energy communities (e.g., 2020-2030)

The three main ways that grassroots innovations, as ecovillages, tend to influence larger society are through (1) **replication**, (2) **growth in scale**, and (3) **translation**.



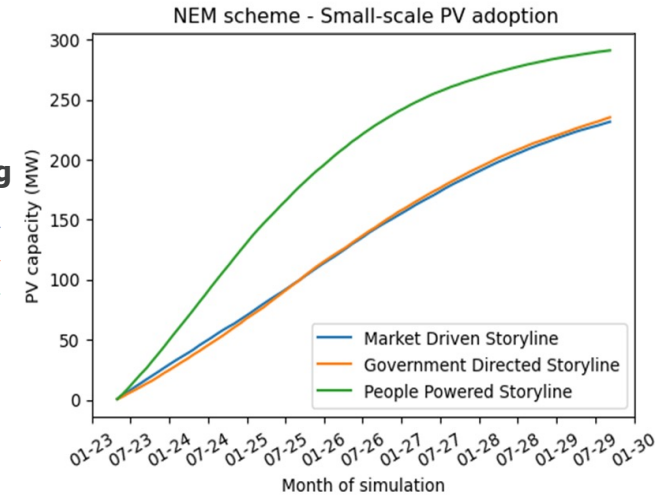
- **Replication** as the **growth of the number** of energy communities
- **Growth in scale** as either the **growth of specific energy communities (case studies)** or the **growth of their influence** through partnerships & programs
- **Translation** as the **adoption of energy community policies & practices** by mainstream society and institutions



Adoption of small-scale PV by citizens towards 2030 in Greece based on 3 storylines of potential socio-political developments

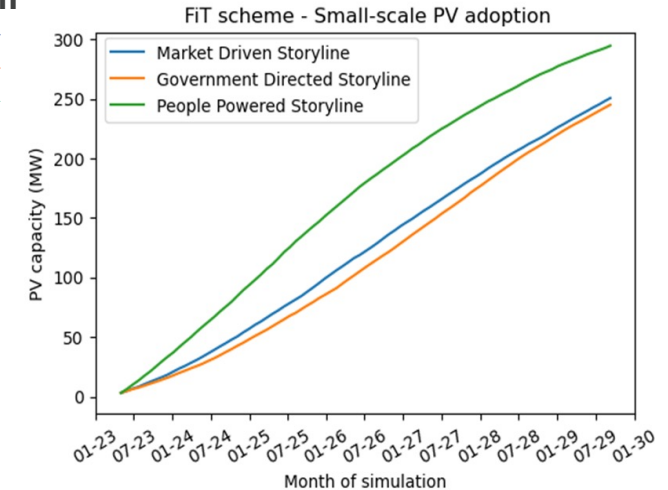
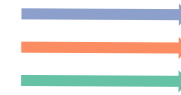


Net-metering



People-powered storyline **Market-driven storyline**

Feed-in-tariff



Market-driven storyline



Agent related parameters



Government-directed storyline



Market related parameters



People-powered storyline



Policy schemes



The IAM COMPACT project has received funding from the European Union's Horizon Europe Research and Innovation Programme under grant agreement No 101056306.

Find more info



Applied Energy
Volume 255, 1 December 2019, 113795



An agent-based model to simulate technology adoption quantifying behavioural uncertainty of consumers

Vassilis Stavrakas, Sotiris Papadellis, Alexandros Flamos



Energy Policy
Volume 139, April 2020, 111350



A transdisciplinary modeling framework for the participatory design of dynamic adaptive policy pathways

Serafeim Michas, Vassilis Stavrakas, Sotiris Papadellis, Alexandros Flamos



Energy Research & Social Science
Volume 52, October 2022, 102775



Original research article

Why energy models should integrate social and environmental factors: Assessing user needs, omission impacts, and real-world accuracy in the European Union

Diana Söser ¹, Nick Martin ², Vassilis Stavrakas ³, Hannes Gaschnig ⁴, Laura Talero-Peñá ⁵, Alexandros Flamos ⁶, Cristina Madrid-López ⁷ , Johan Liljestam ^{8,9}



September 15, 2022

Project collaboration Open Access

Report on model application in the case studies: challenges and lessons learnt: Deliverable 7.2. Sustainable Energy Transitions Laboratory (SENTINEL) project

Serafeim Michas, Nikos Kleanthos, Vassilis Stavrakas, Amanda Schödlmeier, Andrija Ceglarc, Alexandros Flamos, Cristina Tzani, Sotiris Papadellis, Leonidas Kiliaris, Diana Söser, Johan Liljestam, Miguel Chang, Jakob Zinke Traubfussler, Simeon Luthi, Stefan Chatzigeorgis, Sergio Müller, Diana Unger-Horowitz, Brun Polverini, Raffaele Spagnuolo, Hannes Gaschnig, Cornelia Savelbergh, Cristina Madrid-Lopez, Nick Martin, Laura Talero Peña, Gabriel Ordogyoni, Sam Traffell, Alvarinda Florim, Stefan Pfaffenberger, Jakob Müller, Gabriel Bachner, Karl Storzinger, Shiraz Minkipoulos, Hong Hsuan Chen, Mark Stoßfayna



The IAM COMPACT project has received funding from the European Union's Horizon Europe Research and Innovation Programme under grant agreement No 101056306.



Building sector

Energy demand simulation model



*Assess **benefits & limitations** of demand-flexibility primarily for **consumers** and other **power actors** involved*



The IAM COMPACT project has received funding from the European Union's Horizon Europe Research and Innovation Programme under grant agreement No 101056306.

*Outputs at a high resolution (**1 minute**)*

*Occupant **behavior** &
determination of **end-use**
qualities*

*Linking to **other** models &
easily re-used*

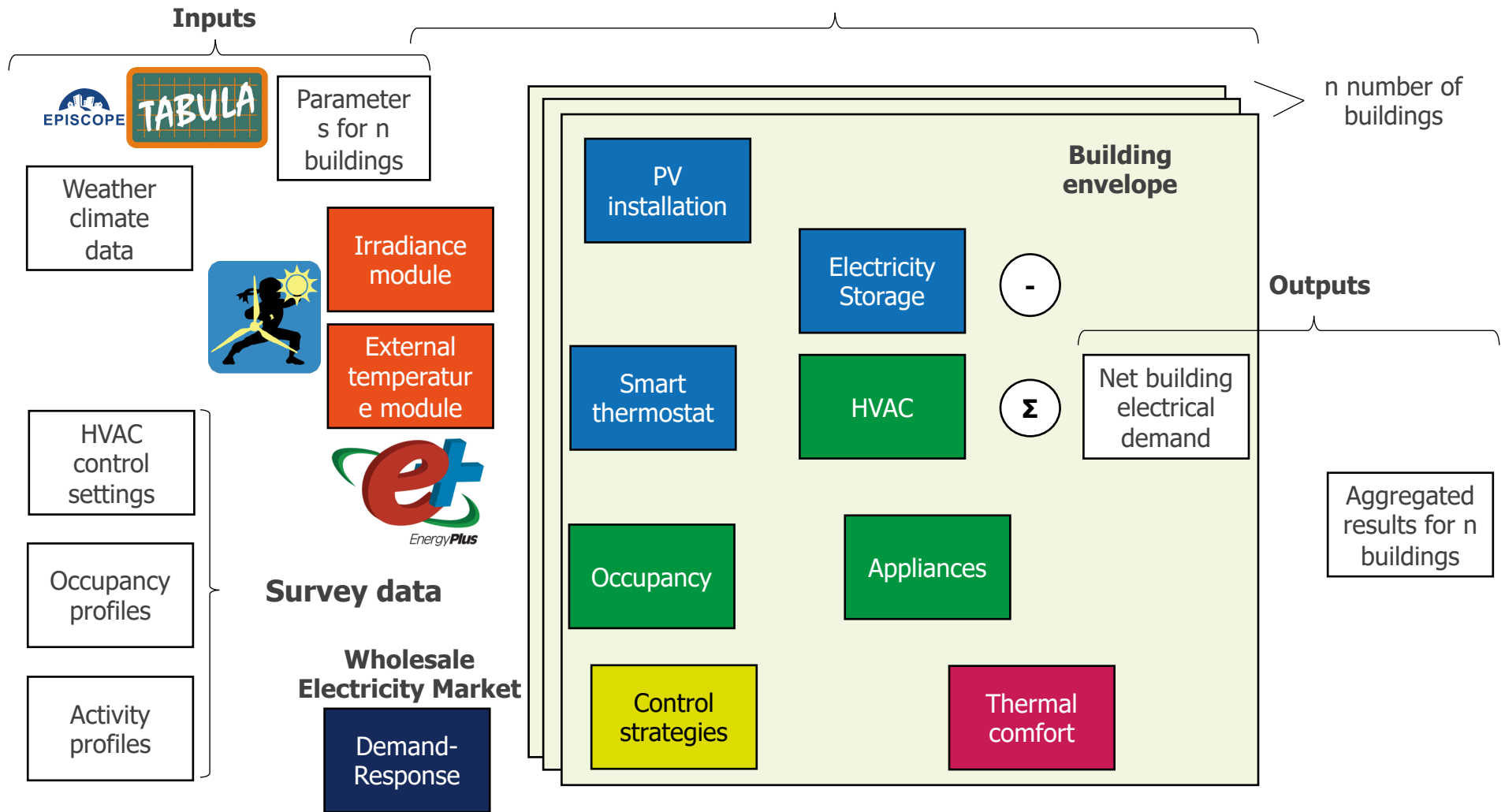


***Modular**
structure*

***Bottom-up**
structure*

*Linking to **economic** development &
technological breakthrough*

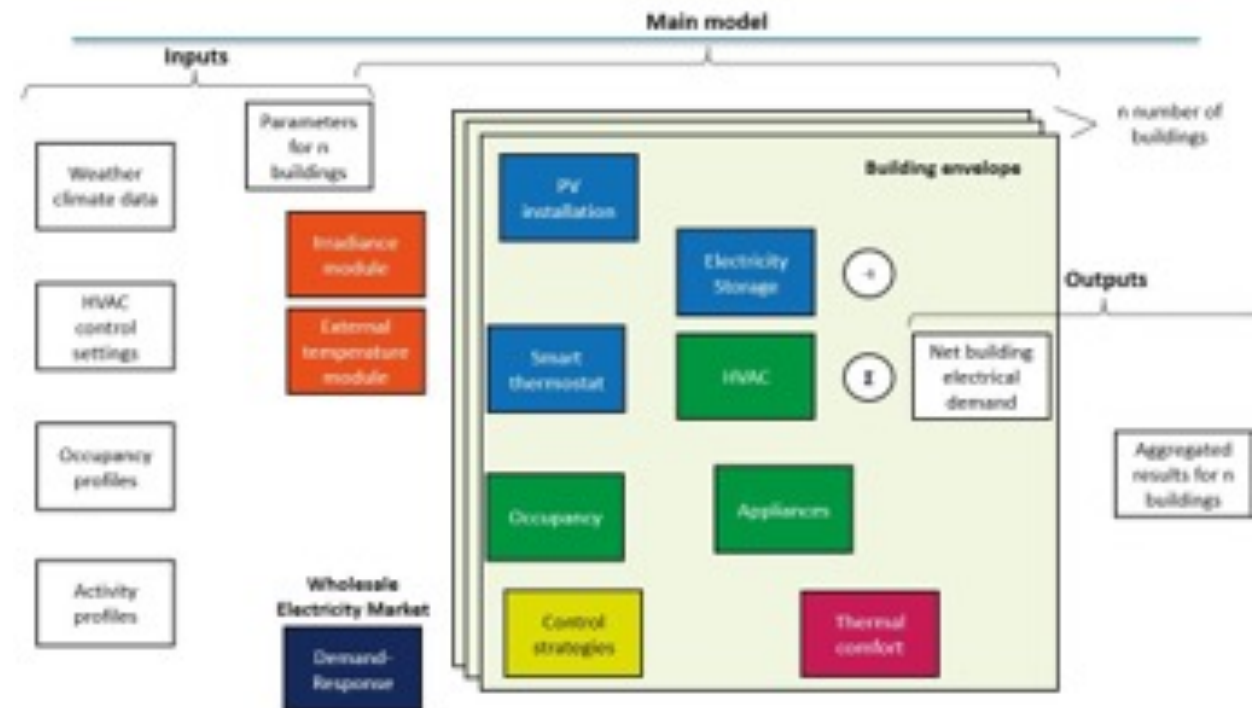




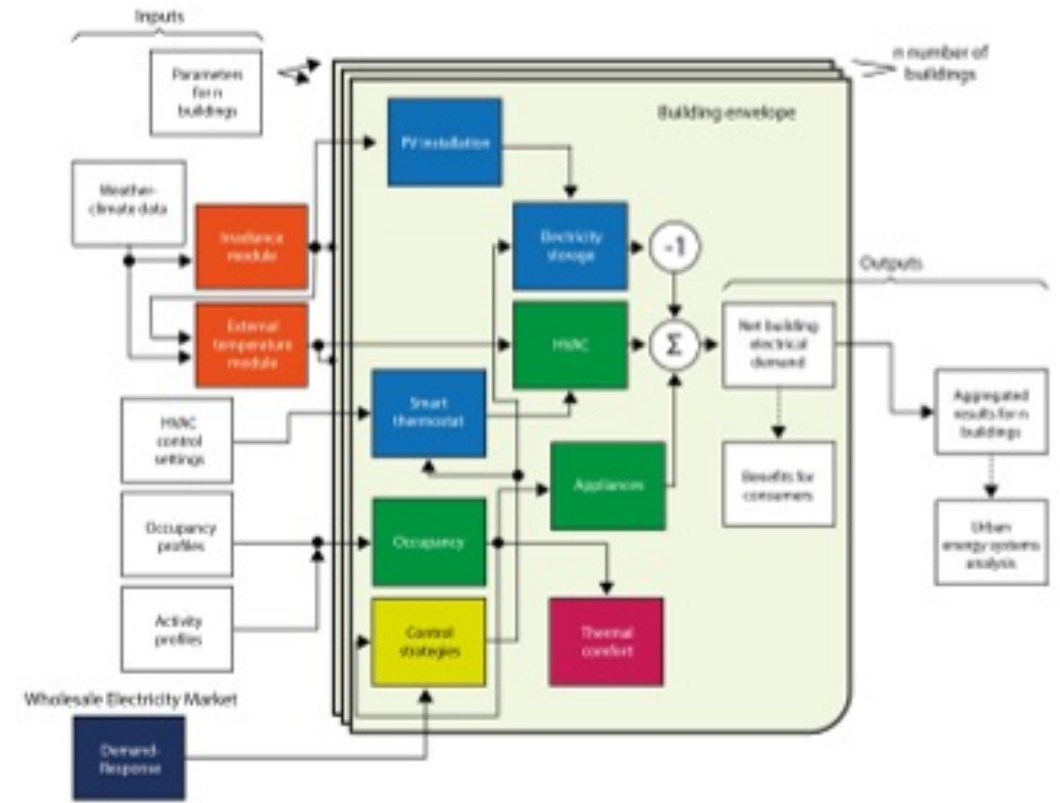
Main **principles** of **component-**
& **modular-based** system
modeling approach

- **interdependence** of decisions **within** modules
- **independence** of decisions **between** modules
- **hierarchical dependence** of modules on components embodying standards & design rules

Modular structure



- **Incremental** modeling: **sub-models** in multiple levels
- **Control** capabilities: **managing** the **complexity** of large systems
- **Realistic representations** of dynamic systems
- Fast development & simulations: **computational efficiency**



Wide range of **applications** on Europe's energy transition towards **2050**



Weather-Climate data



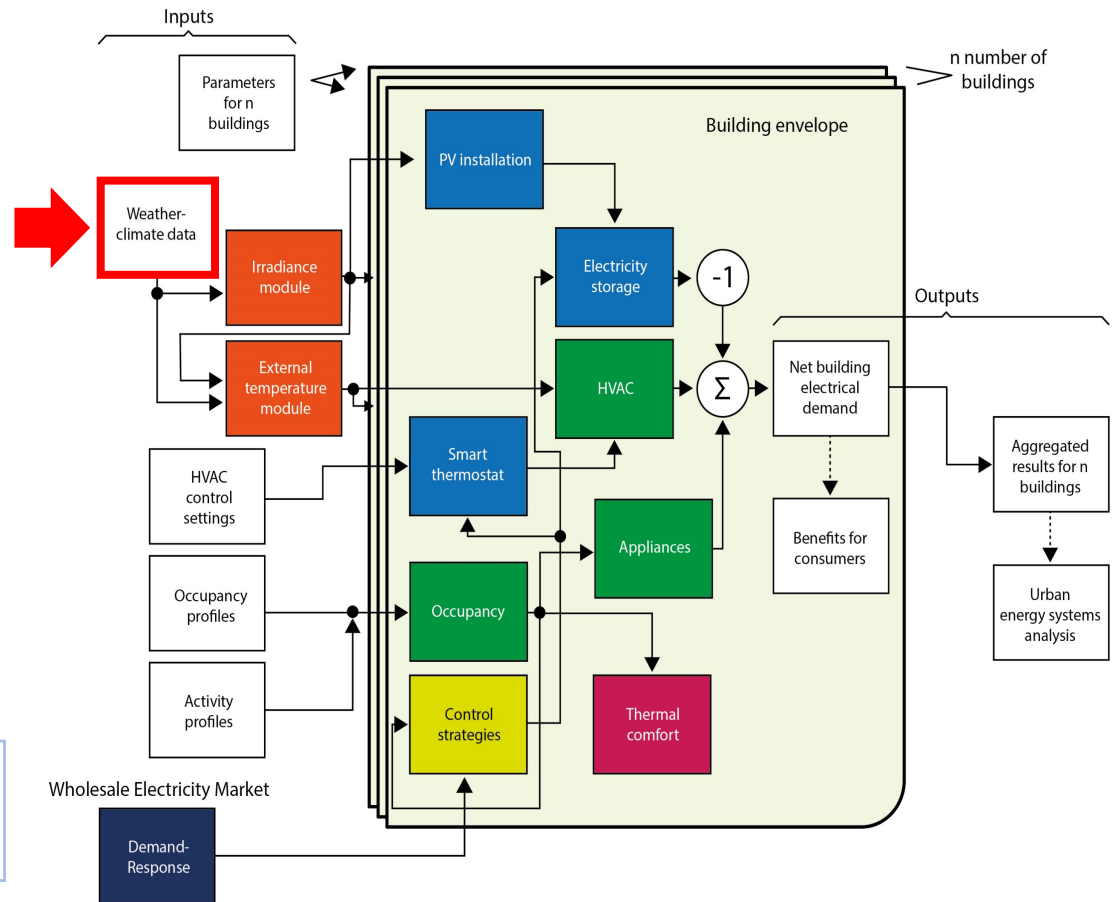
Climate.OneBuilding.Org

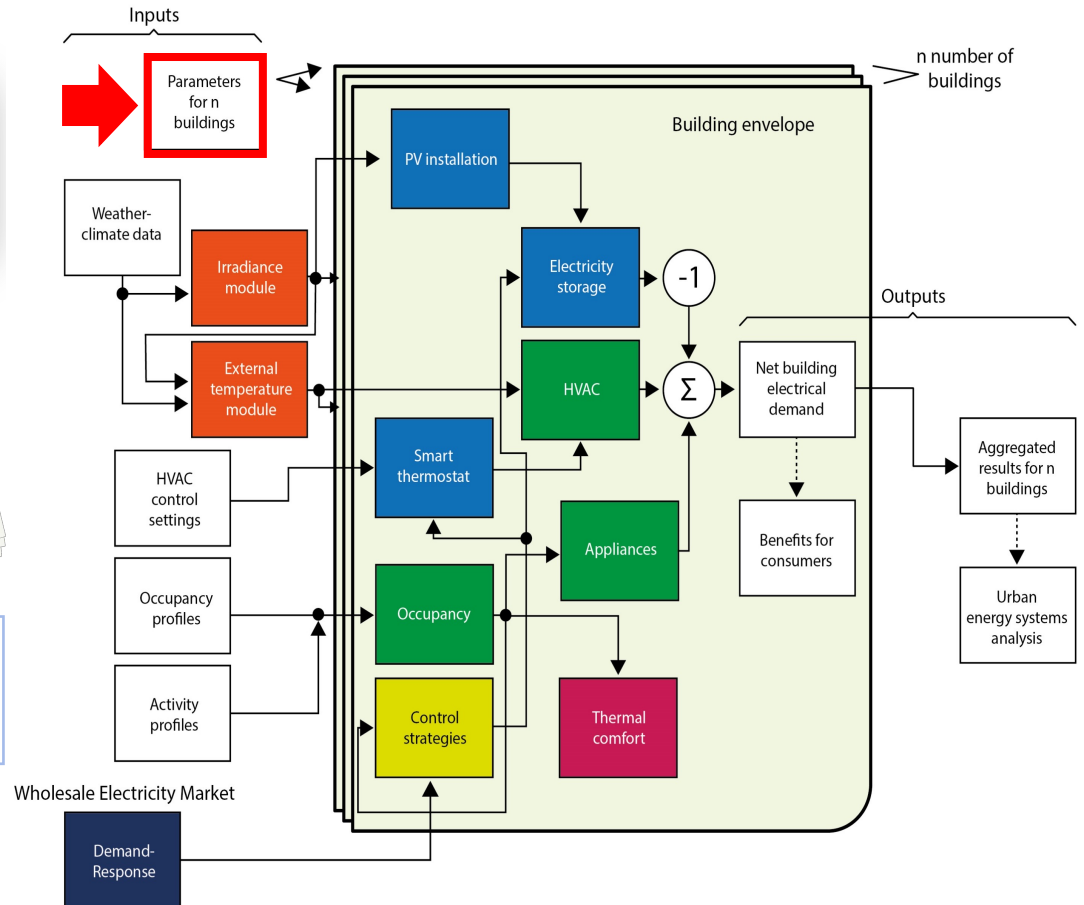


Renewables.ninja

Typical Meteorological Years (TMY) for **several regions** in the demo countries.

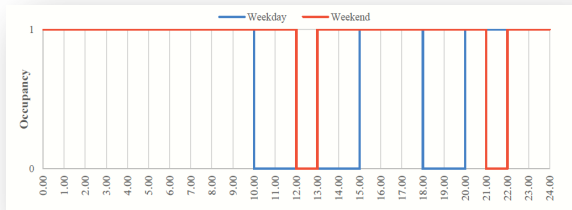
Q₁: Specify regions to use more accurate weather data



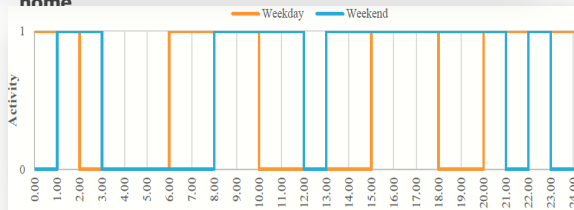


Occupancy & activity profiles

Building composition, occupancy & activity patterns



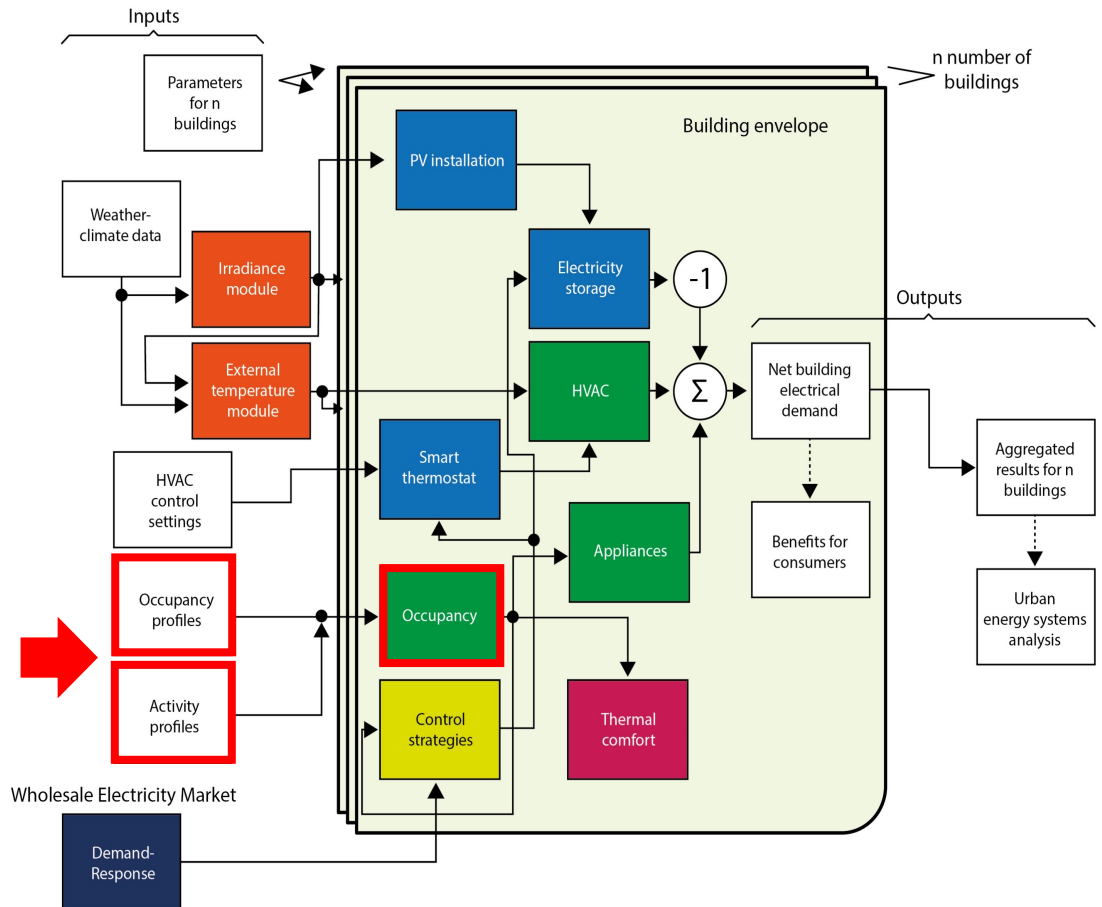
1= "at home", 0= "not at home"



1= "active", 0= "not active"

Q₃: Occupancy/Activity data

National Household Budget Surveys (HBS)





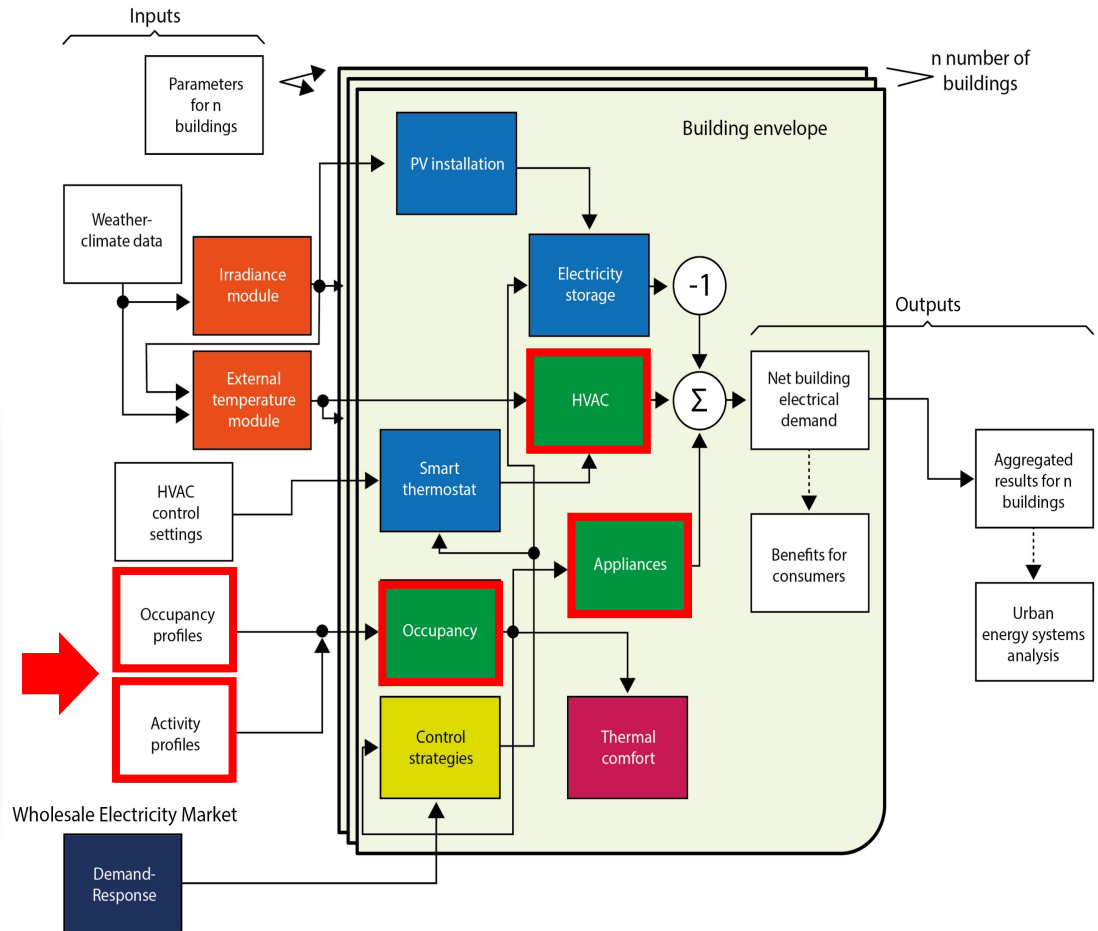
National Household Budget Surveys (HBS)

Survey on energy consumption in households (SECH) data

Weekly energy consumption from appliances based on the SECH 2012-2013 survey data in Greece.

Appliances	Ownership rate (%)	Nominal power (W)	Time Of Use (TOU) (days/week)	Time Of Use (TOU) (hours/day)	Weekly consumption (kWh/week)
Cooking					
Hobs	91.82	1600	1.56	1.92	4.77
Electric cooker with oven	86.89	2150	2.86	3.21	19.75
Microwave oven	33.33	1150	2.13	1.03	2.51
Toaster	61.80	1300	2.52	0.20	0.66
Coffee maker	36.91	1100	2.32	1.00	2.55
Water boiler	31.41	1250	1.79	1.00	2.23
Cooker hoods	89.64	108	1.56	1.89	0.32
Lighting					
Incandescent lamp (x6)	80.54	80	7.00*	3	1.68
LED lamp (x2)	4.75	10	7.00*	2	0.14
Night light (x1)	95.01	1	7.00*	8	0.06
Other appliances					
Fridge-freezer	80.57	150	7.00	24.00	25.20
Dishwasher	29.02	1350	3.09	0.52	4.95
Washer (without tumble dryer)	94.30	500	2.46	0.50	1.76
Iron	94.98	1000	1.82	0.31	2.15
Vacuum cleaner	78.06	450	2.19	0.21	0.67
Color-television set	99.03	100	7.00	5.19	3.63
DVD or VCR	37.05	40	2.51	0.39	0.11
Stereo	30.59	24	4.21	1.00	0.17
Computer (desktop, laptop, tablet, etc.)	41.84	300	3.06	0.53	1.10
Peripheral devices (printer, scanner, etc.)	13.91	50	0.56	0.13	0.05
Internet devices (printer, scanner, etc.)	38.21	10	7.00	24.00	1.68
Video Game Consoles	6.36	160	3.73	0.77	0.86
Charger: mobile phone charger	99.36	1	6.58	1.27	0.08

Indicative appliance data for the case of Greece



The IAM COMPACT project has received funding from the European Union's Horizon Europe Research and Innovation Programme under grant agreement No 101056306.

Energy transition in the European residential sector (1/3)

Performing modelling analysis to assess the **energy saving potential** & **cost-effectiveness** of **nine (9)** different Energy Efficiency Measures (**EEMs**),

in the context of **eight (8)** European countries.



EEM #2



EEM #3



EEM #4



EEM #1
Exterior Wall Insulation of the building envelope

EEM #2
Roof Insulation to reduce the heat load of the buildings under study

Thermal upgrade through **Double-glazed Windows**

Smart Thermostat: Setback states without compromising thermal comfort of the occupants

EEM #5



Replacement of an **oil-fired** boiler with a **modern oil condensing** boiler

EEM #6



Replacement of an **oil-fired** boiler with a **natural gas condensing** boiler

EEM #7



Replacement of an **oil-fired** boiler with a **biomass** boiler

EEM #8



Replacement of an **oil-fired** boiler with a high temperature **heat pump**

EEM #9



Replacement of **traditional incandescent** light bulbs with **LED** ones



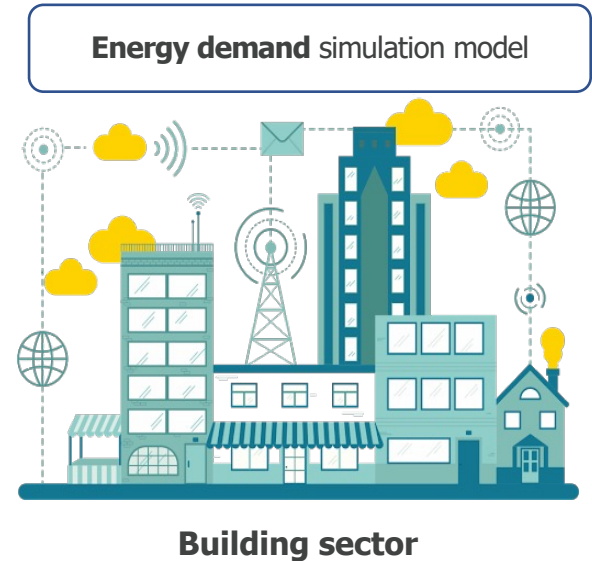
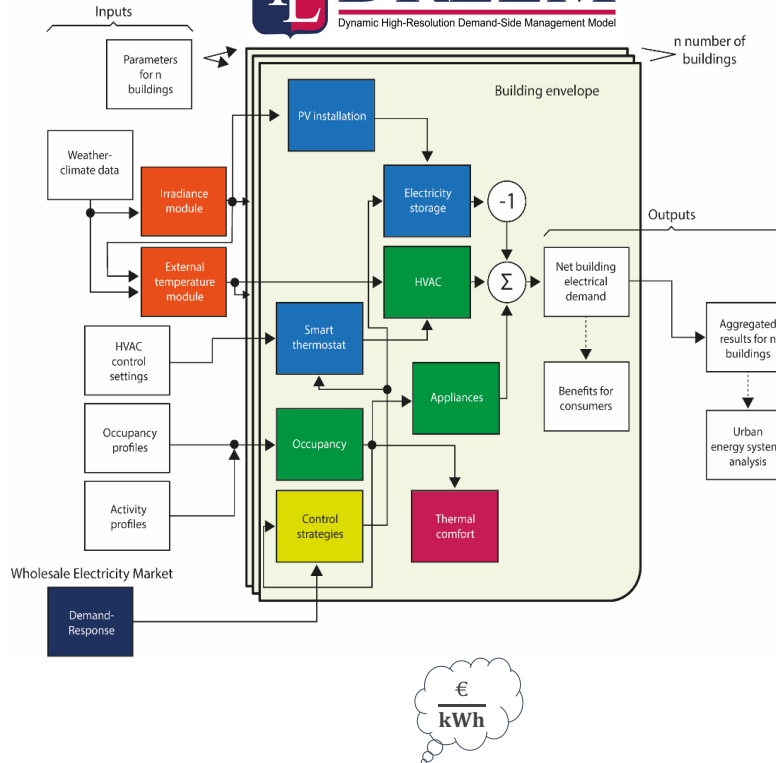
Tzani et al. (under preparation). SENTINEL working paper. Available online [here](#).



The IAM COMPACT project has received funding from the European Union's Horizon Europe Research and Innovation Programme under grant agreement No 101056306.

DREEM

Dynamic High-Resolution Demand-Side Management Model



Climate & Weather data



Different building typologies & construction periods



$$\text{Levelized Cost of Saved Energy} = \frac{(CRF * \text{Cost}_{\text{investment}}) + \text{Cost}_{\text{O\&M}}}{\text{Energy Savings (kWh)}}$$

$$\text{Capital Recovery Factor (CRF)} = \frac{r * (1 + r)^N}{(1 + r)^N - 1}$$

Tzani et al. (under preparation). SENTINEL working paper. Available online [here](#).



The IAM COMPACT project has received funding from the European Union's Horizon Europe Research and Innovation Programme under grant agreement No 101056306.

★ **How the different construction periods (building characteristics) & geographical contexts can affect the energy-saving potential & cost-effectiveness of different EEMs?**

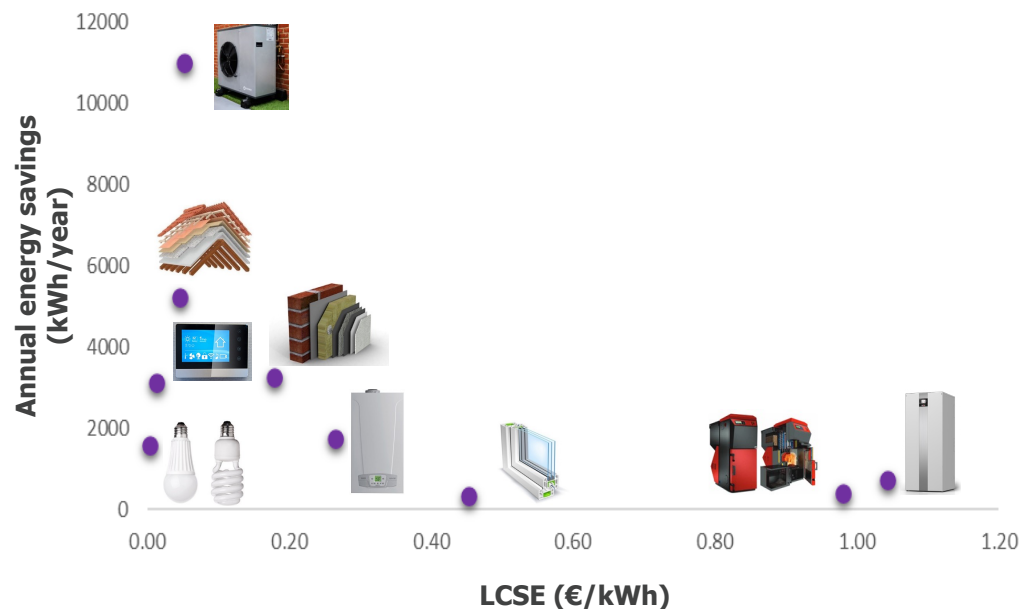
2 categories of buildings based on their construction period

Category I: buildings that have been built **before 1981** (the requirements for thermal insulation of buildings was set after 1981).

Category II: Building that have been built in the period **1981-2006**.

- Energy-saving potential of the EEMs is commonly **higher** for buildings in **Category I**.
- The replacement of an old heating system with a **heat pump** is among the **most cost-effective measures** for all countries, while also illustrates **high energy-saving potential**.
- Investing in **more energy-efficient diesel boilers** is shown to be the **least cost-effective measure** in most cases.
- **Double-glazed windows rank low** in terms of cost-effectiveness in many cases.

Indicative results for a single-family building in Spain (city of Madrid) constructed during the period 1960-1979



Tzani et al. (under preparation). SENTINEL working paper. Available online [here](#).



The IAM COMPACT project has received funding from the European Union's Horizon Europe Research and Innovation Programme under grant agreement No 101056306.

Energy Transition in the Greek Residential Sector



No decarbonisation by 2050 with the renovation rate foreseen by NECP

1 Scenario 1:
“Baseline - Natural gas as a transition fuel”

2 Scenario 2:
“Investing in heat pumps & phasing out of natural gas #1”

3 Scenario 3:
“Investing in heat pumps & phasing out of natural gas #2”

4 Scenario 4:
“Complete independence from natural gas as soon as possible”

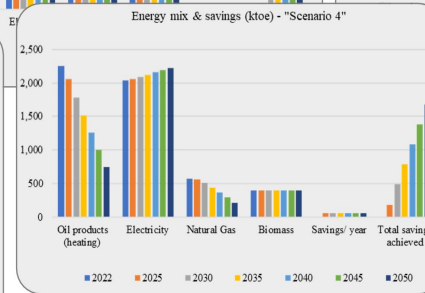
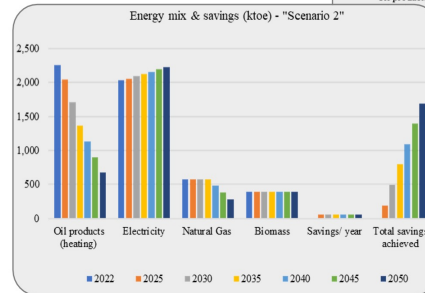
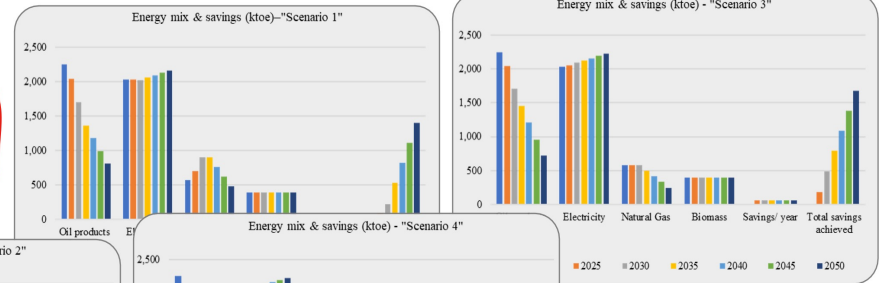
National scale
Greece



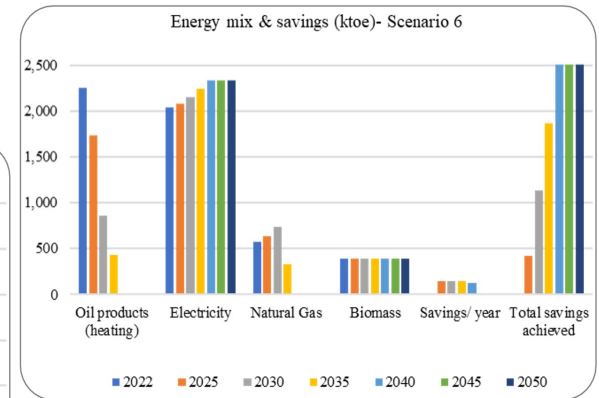
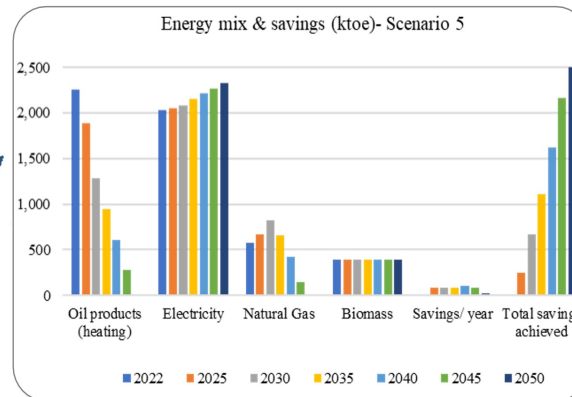
If decarbonisation is the target...!

5 Scenario 5:
“Decarbonisation by 2050”

6 Scenario 6:
“Decarbonisation by 2040”



2.5% annual renovation rate to achieve decarbonisation by 2050

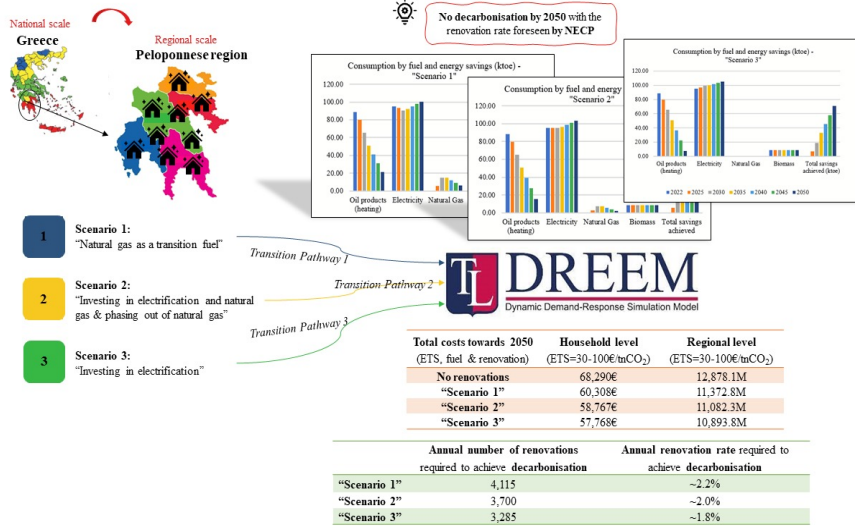


3.5% annual renovation rate to achieve decarbonisation by 2040

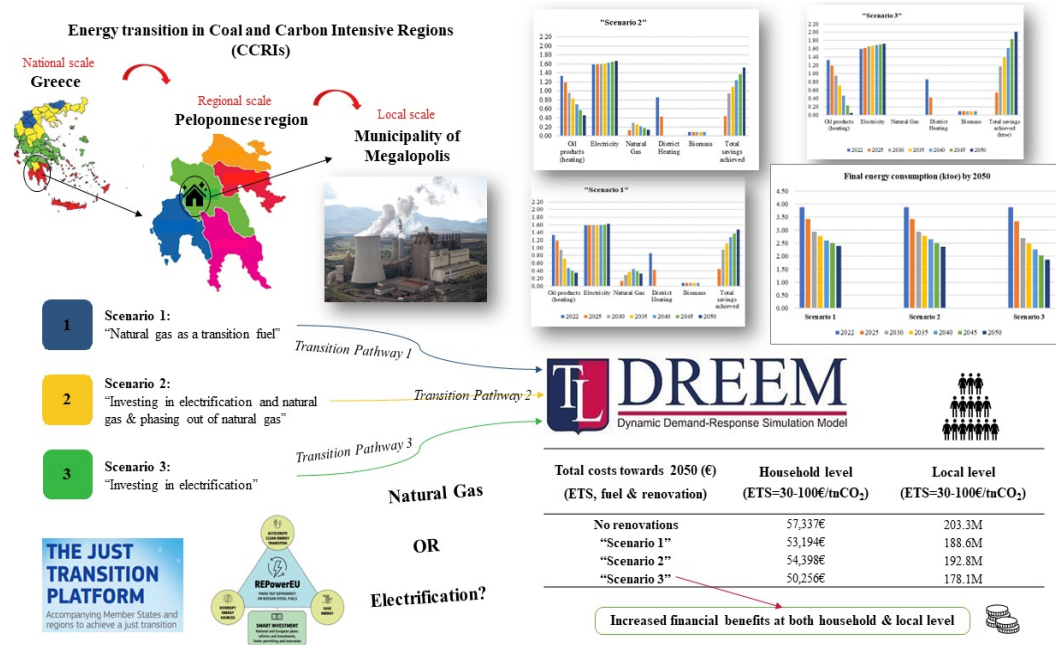


The IAM COMPACT project has received funding from the European Union's Horizon Europe Research and Innovation Programme under grant agreement No 101056306.

Stavrakas et al. (under preparation). SENTINEL working paper. Presented @ECEMP_2022; recordings available [here](#). Presentation available online [here](#).



Just Transition pathways in Coal and Carbon Intensive Regions (CCIRs)

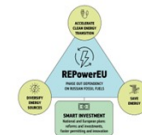


New natural gas infrastructures at the region of Peloponnese.

Decarbonisation pathways in the residential sector in Greece at **regional**, and **local** scales considering **national targets** & planning regarding **new natural gas infrastructure/phase-out** of lignite.



The IAM COMPACT project has received funding from the European Union's Horizon Europe Research and Innovation Programme under grant agreement No 101056306.



Natural Gas
OR
Electrification?

For more info



Energy Conversion and Management

Volume 205, 1 February 2020, 112339



A modular high-resolution demand-side management model to quantify benefits of demand-flexibility in the residential sector

Vassilis Stavrakas, Alexandros Flamos



Energy Policy

Volume 161, February 2022, 112759



Monetising behavioural change as a policy measure to support energy management in the residential sector: A case study in Greece

Konstantinos Koasidis , Vangelis Marinakis ^a, Alexandros Nikas ^a, Katerina Chira ^a, Alexandros Flamos ^b, Haris Doukas ^a



Energy Research & Social Science

Volume 90, August 2022, 102662



Existing tools, user needs and required model adjustments for energy demand modelling of a carbon-neutral Europe

Souran Chatterjee ^a , Vassilis Stavrakas ^b, Gabriel Oreggioni ^c, Diana Süsser ^d, Iain Staffell ^c, Johan Lilliestam ^{d, e}, Gergely Molnar ^{a, f}, Alexandros Flamos ^b, Diana Ürge-Vorsatz ^a

zenodo

Search



Upload

Communities

September 15, 2022

Project deliverable

Report on model application in the case studies: challenges and lessons learnt: Deliverable 7.2. Sustainable Energy Transitions Laboratory (SENTINEL) project

Serafeim Michas; Nikos Kleanthis; Vassilis Stavrakas; Amanda Schibline; Andrzej Ceglaz; Alexandros Flamos; Dimitra Tzani; Dimitris Papantonis; Leonidas Kliafas; Diana Süsser; Johan Lilliestam; Miguel Chang; Jakob Zinck Thellufsen; Henrik Lund; Souran Chatterjee; Gergely Molnar; Diána Ürge-Vorsatz; Bryn Pickering; Raffaele Sgarlato; Nieves Casas Ferrús; Cornelis Savelsberg; Cristina Madrid López; Nick Martin; Laura Talens Peiró; Gabriel Oreggioni; Iain Staffell; Alexandra Psyrrí; Stefan Pfenninger; Jakob Mayer; Gabriel Bachner; Karl Steininger; Stratos Mikropoulos; Hsing-Hsuan Chen; Mark Roelfsema



The IAM COMPACT project has received funding from the European Union's Horizon Europe Research and Innovation Programme under grant agreement No 101056306.




Dr. Alexandros Flamos · 1st
Full Professor & Director of TEESlab UNIPI
Greece · [Contact info](#)

TEESlab - Technoeconomics of Energy Systems laboratory
National Technical University of Athens

Dr. Vassilis Stavrakas · 1st
Senior Research Associate at TEESlab UPRC & Chief Financial Officer at IEACP

Institute for European Energy and Climate Policy Foundation (IEACP)

Email us:

 aflamos@unipi.gr
vasta@unipi.gr



The IAM COMPACT project has received funding from the European Union's Horizon Europe Research and Innovation Programme under grant agreement No 101056306.



Thank you!

#iam-compact



IamCompact



iam-compact



iamcompact